

Destination Canada (DC) examines the numbers of international visitors to Canada from July 2015 and July 2016.

INTERNATIONAL OVERNIGHT ARRIVALS to CANADA

JULY 2016
3,258,489 **+13.2%**

JULY 2015
2,877,970



Canada welcomed 11.2 million international visitors in the first seven months of 2016, an 11% year-on-year rise.

US OVERNIGHT ARRIVALS to CANADA

US

- AIR
- OTHER
- AUTO

JULY 2016
2,309,919 **+11.4%**

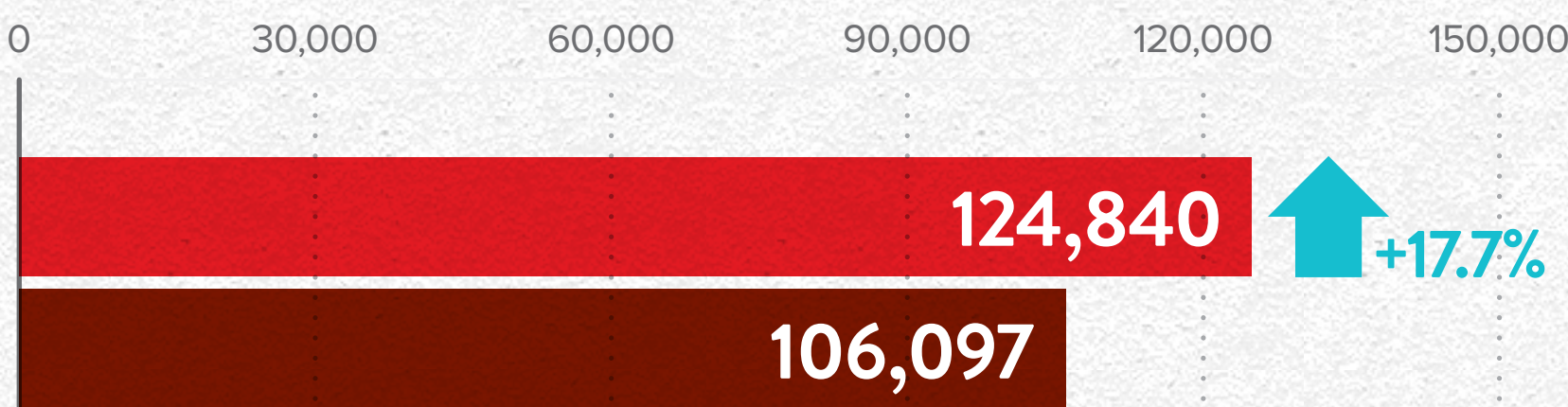
JULY 2015
2,072,993

2,561,179 American travellers arrived by air over the first seven months of 2016, an 18% rise.

OVERNIGHT ARRIVALS to CANADA from DC's OVERSEAS MARKETS

JULY 2016
JULY 2015

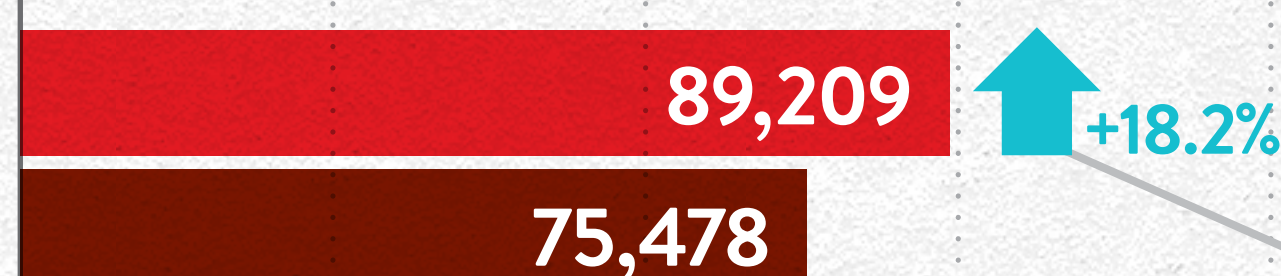
UK



CHINA

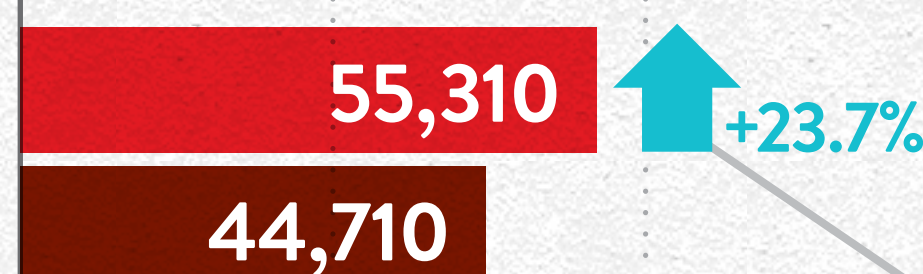


FRANCE



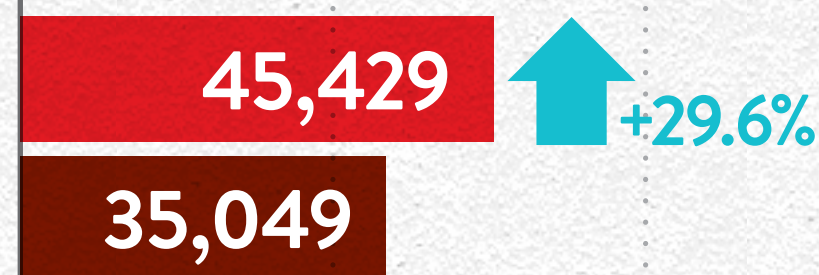
Arrivals from France reached an all-time record high in July 2016, exceeding the previous record set in August 2015 by 10%.

GERMANY




The German market is rediscovering Canada with over 188,800 overnight visitors year-to-date July 2016.


AUSTRALIA



S. KOREA




MEXICO




A 28% increase in air arrivals since January 2016 has contributed to visitor numbers soaring 25% year-to-date July 2016.

JAPAN



INDIA

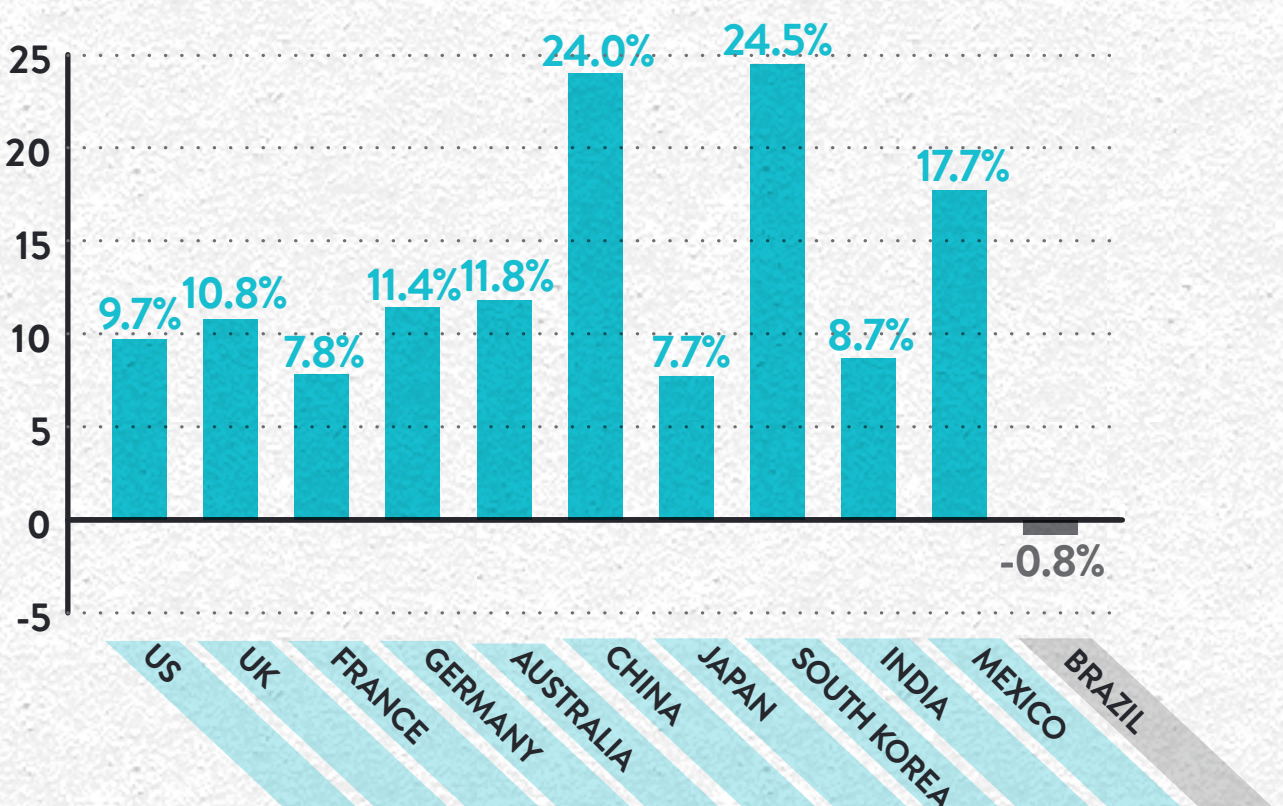


BRAZIL



This Latin American market has grown 18% so far in 2016.

YEAR-TO-DATE % CHANGE in OVERNIGHT TRIPS to CANADA (January – July 2016)



Infographic designed by @DestinationCAN
DC offers data, market intelligence, industry analysis and e-business initiatives to support strategic and operational decisions.