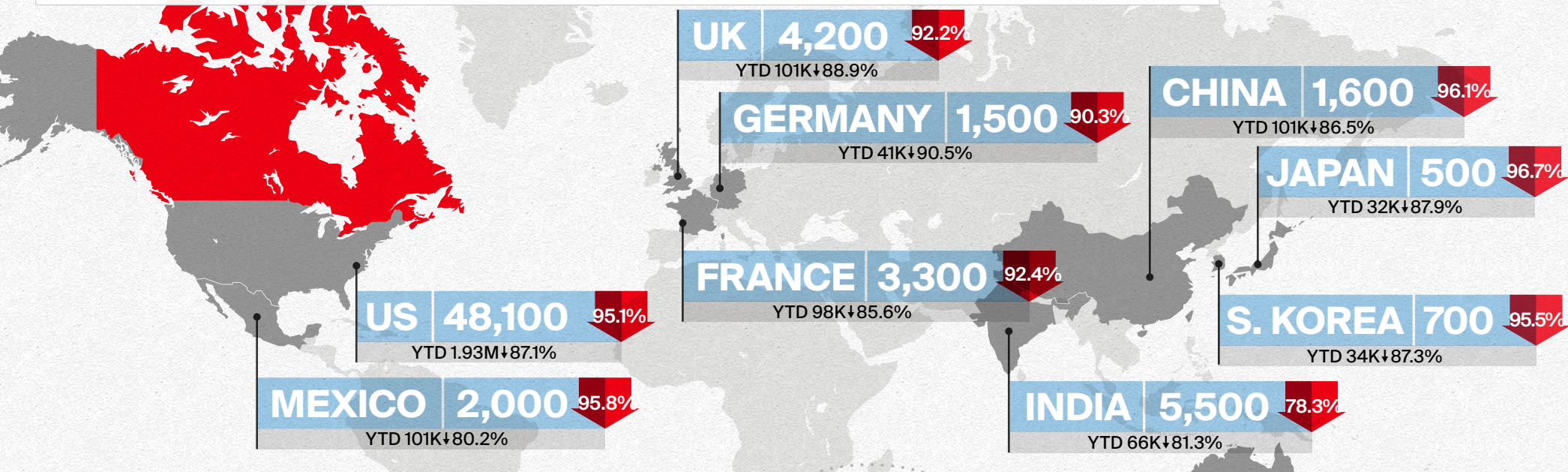


# DECEMBER 2020 overnight arrivals at a glance\*

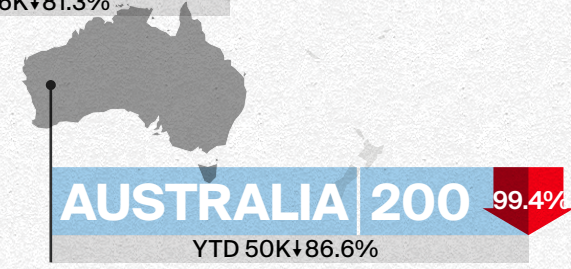
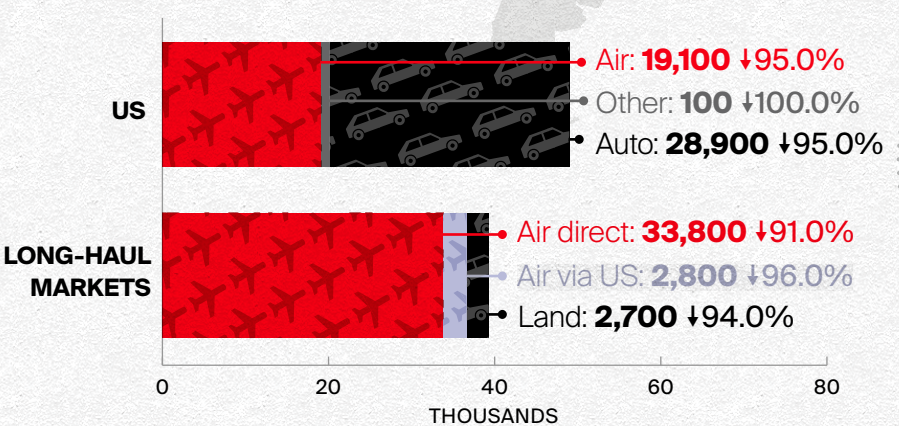
**\*COVID-19 UPDATE:** On March 18, 2020, the Government of Canada restricted entry to non-residents for non-essential travel from all international destinations.

**%** ↑ = Increase, ↓ = Decrease  
 \*The COVID-19 pandemic has affected data availability and the regular process for collecting and distributing data. While this information can provide a baseline to monitor arrival performance going forward, it does feature notable difference compared to data normally published by Destination Canada. This month's infographic shows all travellers from long-haul (non-US) arrivals, including same-day trips from non-US countries (i.e. air passengers in transit to other countries), which are normally excluded. Destination Canada estimates that these same-day trips account for 3% of total arrivals. US travel excludes same-day trips by land, as usual. Data on mode of entry at the country level is not available, so only the total long-haul arrivals by mode of entry is provided.

**%** = Year-on-year variations\*\*  
 YTD = Year-to-date



## How overnight visitors from our markets arrived



\*\*Percentages shown are year-over-year changes compared to the same period in 2019.  
 Arrivals figures are preliminary estimates and are subject to change.  
 Infographic designed by @DestinationCAN  
 For more information, visit [www.destinationcanada.com](http://www.destinationcanada.com)

Source: Statistics Canada, Tables 24-10-0043-01, 24-10-0003-01, and 24-10-0041-01 (December 2020).